


Property of
K P M CREATIVE MUSIC LIBRARY
St. Charles, IL 60174

*That great
Gretsch sound!*

GRETSCH 

Property of
R P M CREATIVE MUSIC LIBRARY
St. Charles, Il. 60174



**White Falcon
Stereo
#7595
Hollow Body
Electric**

NECK:

Laminated rock maple
25 1/2" scale-joined at 18th fret
Ebony fingerboard
Inlaid block position markers
Adjustable truss rod with gear box
Multiple gold binding on fingerboard
with side position markers
Gold inlaid and bound headpiece
Nickel silver frets

BODY:

17" wide — 2" deep
Double cutaway
Multiple gold binding on body
and F holes
Laminated maple construction

ELECTRONICS:

Four sensitive adjustable pickups
two treble — two bass
Four three-way tone and pickup
selector switches
One system selector switch.
Stereo, Monaural, Stereo split sound.
Volume controls for each pickup head
Stereo cord and junction box
(Standby switch omitted)

FEATURES:

Gold plated hardware
Deluxe high gear ratio machine heads
Bixby tremelo tailpiece
Adjustable bridge with individual
saddle string adjustment
Gold color lucite guard plate
Multi layer white duco
finish — hand polished

DELUXE CASE: #6242

Fitted interior. Thick plush lined.
Brass hardware with accessory pocket.

**White Falcon
#7594
Hollow Body
Electric**

(not shown)

NECK:

Laminated rock maple
25 1/2" scale — joined at 18th fret
Ebony fingerboard
Inlaid block position markers
Adjustable truss rod with gear box
Multiple gold binding on fingerboard
with side position markers
Gold inlaid and bound headpiece
Nickel silver frets

BODY:

17" wide — 2" thick
Double cutaway
Multiple gold binding on body and F holes
Laminated maple construction

ELECTRONICS:

Dual sensitive adjustable pickups
Pickup selector switch
Tone selector switch
Volume controls for each pickup
Master volume control

FEATURES:

Gold plated hardware
Deluxe high gear ratio machine heads
Bixby tremelo tailpiece
Adjustable bridge with individual
saddle string adjustment
Gold color lucite guard plate
Multi layer white duco
finish — hand polished

DELUXE CASE: #6242

Fitted interior. Thick plush lining.
Brass hardware with accessory pocket.

NECK:

Laminated rock maple
25½" scale-joined at 14th fret
Ebony fingerboard
Inlaid block position markers
Adjustable truss rod with gear box
Gold binding on fingerboard
and headpiece
Nickel silver frets

BODY:

17" wide — 2¾" deep
Single cutaway
Multiple gold binding on body and F holes
Laminated maple construction

ELECTRONICS:

Dual sensitive adjustable pickups
Pickup selector switch
Tone selector switch
Volume controls for each pickup
Master volume control

FEATURES:

Gold plated hardware
Deluxe high gear ratio
machine heads
Bixby tremelo tailpiece
Adjustable bridge with
individual saddle
string adjustments
Gold color lucite guard
plate
Multi layer white duco
finish — hand
polished

DELUXE CASE:

#6245 deluxe
Fitted interior. Thick
plush lining.
Brass hardware with
accessory pocket.

White Falcon
#7593
Hollow
Body
Electric



NECK:

Laminated rock maple
24½" scale joined at 16th fret
Ebony fingerboard
Square block inlaid position markers
Inlaid name plate
Bound fingerboard and headpiece
Truss rod and gear box neck adjustment
Nickel silver frets

BODY:

Exclusive easy access double
cutaway design
16" wide — 1¼" deep
Solid body construction
Multiple bound edges
Arched top and back

ELECTRONICS:

Dual humbucking pickups
Pickup selector switch
Master volume control
On-off phaser switch
Phaser blend control
Phaser rate control
On-off compressor switch
Compression sustain control

FEATURES:

Chrome plated hardware
Deluxe high ratio enclosed
machines
Terminator tailpiece
bridge with
individual adjustable
string saddles
Red rosewood stain
finish

*Also available in Ebony
Stain Finish —
Model #7681*

CASE: #6234

Deluxe hard shell
shaped

Super Axe
#7680
Solid Body
Electric



NECK:

Laminated rock maple
24¼" scale joined at 16th fret
Ebony fingerboard
Square block inlaid position markers
Inlaid name plate
Bound fingerboard and headpiece
Truss rod and gear box neck adjustment
Nickel silver frets

BODY:

Exclusive, easy access double
cutaway design
16" wide — 1¼" deep
Solid body construction
Multiple bound edges
Arched top and back

ELECTRONICS:

Dual humbucking pickups
Pickup selector switch
Dual tone controls
Dual volume controls

FEATURES:

Chrome plated hardware
Deluxe high ratio enclosed
machines
Terminator tailpiece bridge
with individual
adjustable string
saddles
Ebony stain finish
*Also available in
Rosewood Stain
Finish —
Model #7686*

CASE: #6234

Deluxe hard shell
shaped

Atkins Axe
#7685
Solid Body
Electric



NECK:

Laminated rock maple
 25½" scale-joined at 18th fret
 Ebony fingerboard
 Abalone inlay on fingerboard
 and headpiece
 Multiple binding on fingerboard
 and headpiece
 Adjustable truss rod with gear box
 Nickel silver frets

BODY:

17" wide — 2½" deep
 Laminated maple construction
 Multiple inlay on sides
 Multiple binding on body and F holes
 Exclusive easy access cutaway design.

ELECTRONICS:

Dual sensitive pickups
 Pickup selector switch
 Tone and volume controls for each
 pickup and master volume control
 mounted on guard plate

FEATURES:

Gold plated metal parts
 Deluxe high ratio enclosed
 machines
 Deluxe tailpiece — ebony
 insert with abalone
 Adjustamatic bridge with
 individual saddle
 string adjustments
 Autumn red stain finish —
 hand polished

*Also available in
 Walnut Finish —
 Model #7691*

DELUXE CASE: #6245

Fitted interior. Thick
 plush lining.
 Brass hardware with
 accessory pocket.

Super Chet
#7690
Hollow
Body
Electric

**NECK:**

Laminated rock maple
 Ebony fingerboard
 Adjustable truss rod with gear box
 25½" scale-joined at 18th fret
 Black and white binding on headpiece
 and fingerboard
 Ebonized headpiece — inlaid
 Neo-classic position markers

BODY:

17" wide — 2" thick
 Laminated maple construction
 Open-bound sound holes
 Multiple binding
 Double cutaway

ELECTRONICS:

Dual high sensitive adjustable pickups
 Tone selector switch
 Pickup selector switch
 Volume control for each pickup
 Master volume control
 (Standby switch omitted)


FEATURES:

Gold plated metal parts
 Deluxe high ratio enclosed
 machines
 Adjustamatic bridge with
 individual string
 saddle adjustments
 Gretsch Bixby vibrato
 tailpiece
 Rich walnut grain finish
 — hand polished

DELUXE CASE: #6242

Thick plush lined, brass
 hardware with pocket

Country
Gentleman
#7670
Hollow Body
Electric

**NECK:**

Laminated rock maple
 Rosewood fingerboard
 Adjustable truss rod with gear box
 25½" scale-joined at 18th fret
 Multiple binding on headpiece and
 fingerboard
 Ebonized headpiece — inlaid
 Neo-classic position markers

BODY:

16" wide — 2½" thick
 Laminated maple construction
 Open-bound F holes
 Double cutaway
 Multiple binding

ELECTRONICS:

Dual high sensitive adjustable pickups
 Tone selector switch
 Pickup selector switch
 Volume control for each pickup
 Master volume control
 (Standby switch omitted)


FEATURES:

Chrome plated metal parts
 Enclosed geared machines
 Adjustamatic bridge with
 individual string
 saddle adjustment
 Gretsch Bixby vibrato
 tailpiece
 Amber red finish —
 hand polished

CASES:

#6241 Plush lined deluxe
#6225 Hard shell flannel
 lined

Nashville
#7660
Hollow Body
Electric



NECK:

Laminated rock maple
 Rosewood fingerboard
 Adjustable truss rod with gear box
 24½" scale — joined at the 14th fret
 Bound fingerboard
 Neo-classic position markers
 Ebonized headpiece — inlaid

BODY:

16" wide — 2" thick
 Laminated maple construction
 Open sound holes
 Multiple binding
 Single cutaway

ELECTRONICS:

Dual adjustable pickups
 Tone selector switch
 Pickup selector switch
 Volume control for each pickup
 Master volume control
 (Standby switch omitted)

FEATURES:

Chrome plated metal parts
 Enclosed gear machine heads
 Adjustomatic bridge with
 individual string
 saddle adjustment
 Gretsch Bixby vibrato
 tailpiece
 Dark cherry red finish —
 hand polished

CASES:

#6241 Plush lined deluxe
 #6225 Hard shell flannel
 lined

Tennessean
#7655
Hollow Body
Electric

**NECK:**

Laminated maple and walnut
 Neck lamination continues through body
 One piece gives super sustain
 Rosewood fingerboard
 Inlaid position markers
 Truss rod and gear box neck adjustment
 Nickel silver frets
 24½" scale joined at 18th fret
 Ivoroid bound fingerboard and headpiece

BODY:

12½" wide — 1½" deep
 Solid walnut
 Contoured sides
 Dual cutaway

ELECTRONICS:

Dual humbucking pickups
 Pickup selector switch
 Dual tone controls
 Dual volume controls

FEATURES:

Chrome hardware
 Chrome hardware
 Enclosed gear machines
 Transparent guard plate
 Strings mount thru body
 Terminator bridge with
 individual string
 adjustment
 Designed by a committee
 of experts
 Natural walnut finish

CASE: #6233

Hard shell — deluxe
 padded lining

Committee
Model
#7628
Solid Body
Electric

**NECK:**

Laminated maple and walnut
 Neck continues through body
 One piece construction from heel to head
 Rosewood fingerboard
 Inlaid position markers
 Truss rod and gear box neck adjustment
 Nickel silver frets
 34" scale joined at 16th fret
 Ivoroid bound fingerboard and headpiece

BODY:

13" wide — 1½" deep
 Solid walnut
 Contoured sides
 Dual cutaway

ELECTRONICS:

Bass response pickup
 Tone control
 Volume control

FEATURES:

Chrome hardware
 Large open gear machine heads
 Transparent guard plate
 Terminator bridge with
 individual string
 adjustment
 Chrome tailpiece cover
 plate
 Natural walnut finish

CASE: #6235

Hard shell — pile lined

Committee
Model
#7629
Solid Body
Electric Bass



NECK:

Laminated mahogany
 Rosewood fingerboard
 Bound fingerboard and headpiece
 Neo-classic inlaid position markers
 24½" scale joined at 18th fret
 Adjustable truss rod with gear box
 Inlaid headpiece
 Nickel silver frets

BODY:

13½" wide — 1½" deep
 Mahogany body — black top
 Arch top
 Multiple bound edge

ELECTRONICS:

Dual humbucking pickups
 Pickup selector switch
 Master volume control
 Dual tone controls
 Dual volume controls

FEATURES:

Chrome plated hardware
 Deluxe enclosed gear machines
 Terminator tailpiece bridge
 with individual string
 adjustments
 Jet black finish

CASE: #6238

Deluxe shaped hard shell

Roc Jet
#7611
Solid Body
Electric

**NECK:**

Laminated rock maple
 Bound rosewood fingerboard
 Western motif block inlay
 Adjustable truss rod with gear box
 Bound, inlaid headpiece
 Nickel silver frets

BODY:

13½" wide — 1½" thick
 Mahogany body with western maple top
 Sides inlaid with hand tooled leather
 Brass studs on leather inlay
 Multiple body binding
 Single cutaway
 "G" brand on top

ELECTRONICS:

Brilliant dual pickups
 Pickup selector switch
 Tone selector controls for each pickup
 Volume controls for each pickup
 Master volume control


FEATURES:

Gold plated hardware
 Enclosed gear machines
 Gretsch "G" tailpiece with Western motif
 Adjustable bridge with individual
 saddle string adjustments
 Western maple finish

CASE: #6238

Hard shell flannel lined

Country Roc
#7620
Solid Body
Electric

**NECK:**

Laminated rock maple
 24½" scale joined at 16th fret
 Rosewood fingerboard
 Inlaid position markers
 Adjustable truss rod with gear box
 Jumbo frets

BODY:

12" wide — 1⅝" thick
 Solid rock maple
 Unique double cutaway
 Contour back
 Inset bottom strap knob

ELECTRONICS:

Dual humbucking pickups
 Pickup selector switch
 Tone control
 Volume control

FEATURES:

Chrome hardware
 Body guard plate
 Terminator bridge tailpiece with
 individual string adjustment
 Natural finish

*Also available in Autumn
 Red Stain Finish —
 Model #7624*

CASE: #6235

Hard shell — pile lined

Model TK 300
#7625
Solid Body
Electric



NECK:

Laminated rock maple
 Joined at 16th fret
 Rosewood fingerboard
 Inlaid position markers
 Adjustable truss rod with gear box

BODY:

Solid rock maple
 13" wide — 1 1/4" thick
 Double cutaway design
 Contoured back
 Inset bottom strap knob

ELECTRONICS:

Bass response pickup
 Tone control
 Volume control

FEATURES:

Chrome hardware
 Open gear machine heads
 Body guard plate
 Terminator bridge tailpiece with
 individual string adjustment
 Cover plate
 Natural finish

*Also available in Autumn Red
 Stain Finish —
 Model #7626*

CASE: #6235

Hard shell — pile lined

Model TK 300**#7627**

**Solid Body
 Electric Bass**

**NECK:**

Laminated rock maple
 Rosewood fingerboard w/side
 position markers
 Pearl position dots
 Adjustable truss rod with gear box
 24 1/2" scale joined at 18th fret
 Inlaid headpiece

BODY:

16" wide — 1 3/4" deep
 Laminated maple
 Solid internal bracing
 Multiple body binding

ELECTRONICS:

Dual humbucking pickups
 Pickup selector switch
 Master volume control
 Dual tone controls
 Dual volume controls

FEATURES:

Solid mount terminator with
 tailpiece bridge
 Individual saddle string
 adjustment
 Chrome hardware
 Enclosed gear machines
 Black guard plate and
 control knobs
 Red rosewood stain finish

CASE: #6227

Hard shell flannel lined

Broadcaster**#7609**

**Hollow Body
 Electric**

**NECK:**

Laminated rock maple
 Ebony fingerboard
 Block inlay
 Adjustable truss rod with gear box
 25 1/2" scale — joined at 14th fret
 Multiple binding on fingerboard
 and headpiece

BODY:

Inlaid headpiece
 Nickel silver frets

BODY:

17" wide — 2 3/4" thick
 Laminated maple construction
 Ivoroid bound edges and F holes
 Single cutaway

ELECTRONICS:

Dual high sensitive adjustable pickups
 Pickup selector switch
 Tone controls for each pickup
 Volume controls for each pickup
 Master volume control

FEATURES:

Gold plated metal parts
 Deluxe high ratio gear
 enclosed machines
 Adjustable bridge with
 individual string
 saddle adjustments
 Translucent guard plate
 Special design tailpiece
 Natural finish —
 hand polished

*Also available in Antique
 Maple Finish —
 Chrome Hardware
 Model #7577*

DELUXE CASE: #6245

Hard shell plush lined.

Country Club**#7576**

**Hollow Body
 Electric**





Guitar Cases

SHAPED HARD SHELL

#6245	17" Full Body Plush	7593 - 7690 - 7691 7576 - 7577
#6242	17" Thin Body Plush	7595 - 7594 - 7670
#6241	16" Full Body Plush	7660 - 7655
#6234	16" Thin Body Plush	7680 - 7685 - 7681 7686
#6238	For Solid Body Plush	7611 - 7620
#6225	16" Full Body Flannel	7660 - 7655
#6227	16" Thin Body Flannel	7609

SQUARE HARD SHELL

#6233	Solid Body Plush	7624 - 7625 - 7628
#6235	Solid Body Bass Plush	7626 - 7627 - 7629

TO FIT MODELS

GUITAR CORDS — NOISELESS

#6347	20' Straight — Metal Plugs
#6348	20' Coiled — Metal Plugs

GUITAR STRAPS

#6339	Hootnanny — Regular
#6340	Hootnanny — Wide

GUITAR PICKS

#6772	Broad Oval Thin — Medium — Heavy
-------	-------------------------------------

MISCELLANEOUS

#6320	Guitar Polish Cloth
#6399	Guitar Polish and Cleaner



1801 GILBERT AVENUE • CINCINNATI, OHIO 45202

TS
Printed in U.S.A.