

# ELECTRIC GUITARS & BASSES





# SBG3000

Combining input from many of the world's top players with Yamaha's vast technological capabilities and exacting craftsmanship, the SBG3000 represents our ultimate solid-body electric guitar. The components of the SBG3000 include some of the world's finest woods, newly designed pickups made of special alloys, customized hardware, even highly exotic decorative materials. And, as with all top-of-the-line Yamaha guitars, every SBG3000 is individually inspected and adjusted in the U.S. for optimum playability before being shipped to dealers.



## Specially Developed Humbucking Pickups

Yamaha has rethought and redesigned the double coil humbucking pickup, even down to the new Spinex™ alloy which we designed expressly for magnetic pickups.



## Intricate Inlay

The SBG3000 position markers on the neck are a combination of mother-of-pearl and Mexican abalone on an ebony fingerboard. The intricate inlay along the edge of the body, also Mexican abalone, is some of the finest guitar detail work available.



## Additional Brass Pickguard

Each SBG3000 is shipped with a black pickguard installed. A brass pickguard is also included as an accessory. The SBG3000 is an equally stunning instrument without a pickguard.



## New Small-Mass Bridge

This bridge, which is smaller than the bridge on the other SBG models, is designed to achieve the maximum effect from the resonance of the wood. As with all Yamaha electric guitars and basses, this bridge is fully adjustable.

# SBG3000

- Laminated maple/mahogany one-piece neck for optimum response and playability.
- Gold plating and brass hardware for durability and beauty.
- Tone knobs incorporate Yamaha's push-push coil split switch for added tonal flexibility.
- Specially designed precise-torque tuning machines.

**BODY:** Mahogany with carved maple top and Mexican abalone inlay.

**FINGERBOARD:** Bound ebony, split mother-of-pearl and abalone inlay. 22 frets—24 $\frac{3}{4}$ " scale.

**NECK:** One-piece integral neck of laminated rock maple and mahogany.

**COLORS:** Wine Red, Metallic Black, Metallic Gold.










# SBG

Solidbody  
Electric Guitars

The SBG Series Guitars feature an uncompromising choice of woods, faultless craftsmanship, and powerful pickups combined to make an elegant and versatile solid body guitar.



## Integral One-Piece Neck

The SBG2000 features a neck of laminated maple and mahogany that extends through to the heel of the body ensuring optimum response, sustain and tone.



## High-Performance

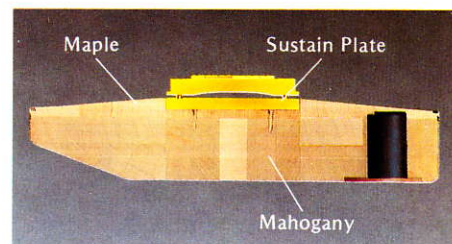
### Yamaha Humbucking Pickups

Yamaha pickups have approximately one-third more output than competitive models. Thus, you can overdrive your amp to get solid distortion without noisy, inconvenient "booster" boxes. When you want a clean sound, Yamaha pickups give you a rich, full tone at all volume levels, unlike some high-output hum-defeating pickups. These Yamaha-designed pickups also avoid electromagnetic hum while maintaining a wide frequency response.



## Precise Torque Tuning Machines

The SBG2000 offers high-precision Yamaha tuning machines. These specially designed tuning machines have a high 15:1 gear ratio for easier, more accurate tuning. Precision machining assures smooth operation without a trace of slippage.



## Maple/Mahogany Body Construction

Another uncompromising feature in the SBG2000 is its maple and mahogany laminated body. This configuration achieves faster transmission of string vibration throughout the body for a crisp, solid sound. A heavy brass sustain plate is embedded in the body below the bridge for added resonance and sustain.



## Coil Split Switch

The SBG2000 and SBG1000 feature a special coil splitting system that gives the guitarist the choice of humbucking or single-coil pickups sounds at the touch of a finger. Using this switch in combination with the pickup selector switch provides an extensive range of tonal variations.

# SBG2000

- Laminated maple/mahogany one-piece neck for improved response and sound.
- Two high-output Yamaha humbucking pickups.
- Coil split switch increases tonal versatility.
- Solid brass sustain plate improves sustain response uniformity.

**BODY:** Mahogany with carved maple top.

**FINGERBOARD:** Bound ebony, split pearl inlays, 22 frets—24<sup>3</sup>/<sub>4</sub>" scale.

**NECK:** Laminated rock maple and mahogany through body.

**COLORS:** Brown Sunburst, Cherry Sunburst, Deep Green, Black

(Left-handed model SBG2000L available on order)












## Pickups and Controls

The SBG1000 pickups are basically the same powerful units used in the SBG2000, but with fully open housings for extra sharp highs, more punch and dynamic power.

SBG guitar controls are also unique. The volume controls offer smooth, easy-to-control level variation throughout their entire range, and the tone controls have been painstakingly designed to roll off the highs without muddying the lower-mid and low range. Furthermore, the volume and tone controls don't interact, so you get exactly the sound you set every time.



## Superior Woods and Craftsmanship

The SBG1000 features a superbly crafted set neck that is set in the body for optimum overall response. A specially selected rosewood fingerboard results in a softer, more mellow tonality as well as simply being beautiful to look at. And the body consists of a maple top and mahogany back that, in combination with the powerful open-type pickups, create a solid, familiar humbucking sound that blends effortlessly with any type of music or playing style.

# SBG1000

- Two high-output Yamaha humbucking pickups.
- Coil split switch increases tonal versatility.
- Smooth, linear volume and tone controls.
- Carved maple top for greater sustain and brilliance.
- Thinner, lighter body gives the SBG1000 a character of its own.

**BODY:** Solid mahogany with carved maple top.

**FINGERBOARD:** Rosewood, split inlays, 22 frets — 24<sup>3</sup>/<sub>4</sub>" scale.

**NECK:** Mahogany—set in body.

**COLORS:** Cherry Sunburst, Black

(Left-handed model SBG1000L available on order)



SBG1000




## Even in a Solid Body, Wood Does Make A Difference

These guitars may have solid wood bodies, but that doesn't mean we could be indiscriminant about the woods we use. In the development stage, we experimented with many carefully

selected woods, including some very rare varieties, from Yamaha's extensive supply of naturally seasoned woods. The way in which these woods are assembled also makes a difference. We have developed lamination methods and patterns that give maximum

strength to the guitar while improving its tone and sustain. It took years of scientific and artistic research to exactly determine the right combination of woods, structures and lamination techniques, but the results have made it all worth while. An audibly better sound from a rock-solid, stable guitar.



### Laminated Body

Like the gorgeous SBG2000, the SBG500 features a special laminated body construction that is a major contributing factor to the outstanding SBG sound. The gracefully arched top is carved from selected maple, and the back is agathis. This carefully balanced combination of woods gives the instrument power, sustain and tonal definition.

## SBG500

- Two newly designed, high output wide range humbucking pickups.
- Special knurled barrel knobs.
- Yamaha designed truss rod utilizing a special aluminum channel.

**BODY:** Solid Agathis with carved maple top.  
**FINGERBOARD:** Bound rosewood, dot inlays, 22 frets—24<sup>3</sup>/<sub>4</sub>" scale.

**NECK:** Maple—set in body.

**COLORS:** Brown Sunburst, Burgundy

(Left-handed model SBG500L available on order)



SBG500



# SHB


Solidbody  
Electric Guitar

This beautifully designed and finished solid-body guitar clearly reflects the Yamaha tradition of fine craftsmanship. Two powerful pickups deliver either humbucking or single-coil sound depending on how you set the special coil-splitter switch, and perfectly balanced response throughout the instrument's range permits well-defined, smooth performance.



## High Output Pickups

These specially designed Yamaha pickups allow you to overdrive your amplifier for distortion without using costly effects devices. At lower volume settings these pickups' sound can also be crisp and clean.



## Coil Tap Switch

The SHB400 tone control incorporates a PUSH-ON/PUSH-OFF function which switches the both pickups from humbucking to single-coil mode. The warm sustain of humbucking operation or the bright single-coil sound can be selected at the touch of finger — giving you a variety of tonal combinations for both solo and rhythm playing.

# SHB400

- Two dual sound, high output humbucking pickups.
- Coil split switch in tone control.
- Fully adjustable Chrome-plated bridge.

**BODY:** Solid Alder.

**FINGERBOARD:** Rosewood, dot inlays,  
22 frets—24<sup>3</sup>/<sub>4</sub>" scale.

**NECK:** Maple—set in body.

**COLORS:** Chestnut, Natural



SHB400



# SSC


Solidbody  
Electric Guitar

In addition to excellent balance, response and tonality, this elegant solidbody guitar features three specially designed bar-magnet pickups that can be used in any combination. A coil tap switch permits even further tonal variation. Of course, this model also features the superb craftsmanship that makes all other Yamaha guitars works of sonic and aesthetic art.



#### Yamaha Bar-Magnet Single-Coil Pickups

These special Yamaha designed pickups utilize a single bar magnet rather than the individual pole pieces usually found on this style pickup. This assures the player smooth response, with no loss of volume even when bending strings. Additionally, the number of coil windings has been increased. This boosts the output of the pickup and adds depth to the overall sound.



#### Coil Tap Switch

The SSC also features a unique coil tapping system. The coils on the bridge and neck pickups are tapped at a point 2/3rds of the way through the winding. A special PUSH-ON/PUSH-OFF switch incorporated in the tone control allows you to choose between a bright, crisp single-coil sound, and the full, rich, powerful sound of these new Yamaha pickups.

## SSC500

- Specially designed bar-magnet pickups.
- Individual pickup selector switches.
- Neck and bridge pickups have tapped coils, controlled by tone control.

**BODY:** Solid Alder.

**FINGERBOARD:** Rosewood, dot inlays 21 frets—25 $\frac{1}{2}$ " scale.

**NECK:** Maple — set in body.

**COLORS:** Brown Sunburst, Burgundy, Natural




SSC500



# SC


Solidbody  
Electric Guitars

The SC400 and SC600 offer the guitarist new quality and craftsmanship in the versatile three pickup format. These guitars offer high output single coil pickups and a light, comfortable and futuristic body style. The SC Guitars give a new dimension to one of the electric guitar's most popular formats.



#### Integral One-Piece Neck

The SC600 features a neck of laminated maple and mahogany that extends through to the heel of the body ensuring optimum response, sustain and fine tone.




#### High-Performance Bridge

Both the SC600 and SC400 feature a special Yamaha-designed bridge that is superior to other bridges used in guitars of this type. In this unique design, the strings are not bent drastically at the bridge saddles, so choking is easier and overall response is smoother. The large contact surface area of the bridge's base transmits the string vibration to the body more efficiently for better body response. And the strings can be conveniently threaded from the top of the instrument rather than the more conventional bottom-loading system.



#### Power-Packed Pickups

The single-coil pickups used in the SC600 and SC400 are a new design featuring powerful Alnico-5 pole magnets with extra coil windings for a fuller, fatter sound. The SC600 is provided with a coil tap switch that lets you switch out the extra coil windings for a bright, crisp tone.



#### 5-Position Pickup Selector

The SC series guitars give you a 5-position pickup selector that lets you select pickups 1, 1 and 2, 2, 2 and 3, or 3 at the flip of a finger.

## SC600

- Three top-performance Yamaha single-coil pickups.
- Coil tap switch expands tonal range.
- 5-position pickup selector (1/1+2/2/2+3/3).
- Thin neck design for greater playability.

**BODY:** Alder with ash top.

**FINGERBOARD:** Rosewood, dot inlays, 22 frets—25 $\frac{1}{2}$ " scale.

**NECK:** Laminated maple and mahogany through body.

**COLORS:** Oil Stain, Persimmon Red

## SC400

- Three top-performance Yamaha single-coil pickups.
- 5-position pickup selector (1/1+2/2/2+3/3).
- Thin neck design for greater playability.

**BODY:** Alder with ash top.

**FINGERBOARD:** Rosewood, dot inlays, 22 frets — 25 $\frac{1}{2}$ " scale.

**NECK:** Solid mahogany—set in body.

**COLORS:** Persimmon Red, Oil Stain







SC600



SC400



# SA

Yamaha SA series semi-acoustic guitars are brilliant examples of Yamaha wood craftsmanship and expertise. Optimum selection and matching of woods and construction techniques result in fine tonal balance, superior sensitivity and response.

## Semi-Acoustic Guitars



### High-Performance Pickups and Stop Tailpiece

The SA2000 pickups are unusually powerful for a semi-acoustic guitar design, and are optimally matched with the body to achieve ideal sound and response. They offer an active, rich tonality that is fine for all types of music. A finely crafted stop tailpiece (solidly bolted to a laminated maple and spruce block inside the body) delivers remarkably long sustain and lively response.



### Precise Torque Tuning Machines

The SA2000 is fitted with what we believe to be the finest tuning machines available. Yamaha designed these tuning machines with a 14:1 ratio, substantially higher than other commercial brands. They turn smoothly and have no backlash, so tuning is easy. In addition, Yamaha tuning machines are permanently lubricated, have adjustable tension, and have adjustable mechanisms that automatically take up wear.

## SA2000

- Dual high-performance humbucking pickups.
- Yamaha gold-plated stop-bar tailpiece for additional sustain and high response.
- Yamaha special truss rod held in an aluminum channel.

**BODY:** Arched beech and birch top and back.

**FINGERBOARD:** Bound ebony, split block inlays, 22 frets—24<sup>3</sup>/<sub>4</sub>" scale.

**NECK:** Mahogany—set in body.

**COLORS:** Brown Sunburst, Burgundy

(Left-handed model SA2000L available on order)



SA2000





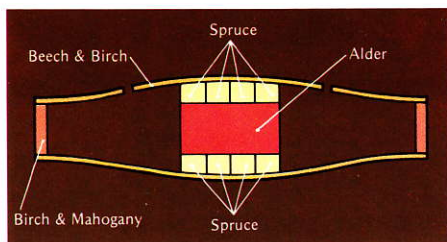
#### Newly Designed Pickups

The SA800 pickups are basically of standard humbucking design, but with brand new magnets designed for ideal sensitivity and response. These pickups deliver warm sound that can be delicate or dynamic, depending on the type of music you play.

#### New Compact Bridge

A new lightweight, compact bridge with brass saddles further contributes to the SA800's original sound. The relatively low overall mass of this bridge transfers

string vibration to the guitar body without damping them as much as heavier bridges, emphasizing the fine acoustic properties of the body's woods and structure.



#### Body Construction Aimed at Superior Sound

The SA800 has a distinctive tonal character that is largely determined by its overall body construction. The top and back are formed of beech and birch with a special alder block running through the

center of the body. The spaces between the inner block and the arched top and back are filled with spruce. The result is an unusually sensitive, "acoustic" sounding guitar.

## SA800

- Two newly designed humbucking pickups.
- Yamaha chrome-plated stop-bar tailpiece for additional sustain.
- Yamaha special truss rod held in aluminum channel.

**BODY:** Arched beech and birch top and back with a special alder block.

**FINGERBOARD:** Rosewood, dot inlays 22 frets—24<sup>3</sup>/<sub>4</sub>" scale.

**NECK:** Mahogany—set in body.

**COLORS:** Wine Red, Natural, Black




SA800



# BB

Solidbody  
Bass Guitars


These fine Electric Basses offer full, balanced response with amazing punch and definition. Yamaha Bases are developed in cooperation with leading professional musicians, so you are guaranteed a refined instrument that features the best available sound, action and durability.



#### Integral One-Piece Neck

Laminated maple and mahogany necks extend all the way through to the heel of the body to provide outstanding tonality and to improve high-position response in


the BB2000, BB1200S and BB1000S. All Yamaha basses feature truss rods enclosed in aluminum channels for greater strength and durability.



#### Single Coil and Split Pickups

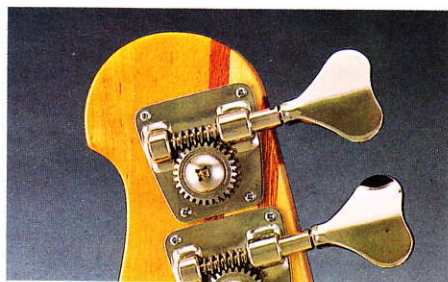
The BB1000S features an 8-pole single-coil rear pickup in addition to its split front pickup for extended tonal flexibility, and the BB2000 features a powerful bar-magnet single-coil rear pickup that can be used in combination with the split front pickup or independently for exceptionally crisp, funky sound.

The split pickups used in Yamaha basses are specifically designed to provide perfectly uniform response throughout the instrument's range. Tonal balance is maintained for each string as well as for the entire scale.



#### Built-In Equalizer

The BB1200S offers a built-in three-band equalizer that gives you extensive control over your sound. You can tailor the instrument's response to match any amplifier or playing environment without having to use extra equalization equipment.



#### Torque-Adjustable Tuning Machines

These Yamaha-designed, heavy-duty, torque adjustable tuning machines enable highly accurate tuning, with a smooth, positive feel.

## BB2000

- One split pickup and one specially designed bar-magnet pickup.
- Adjustable die-cast bridge for perfect intonation and string alignment.
- 3-position toggle switch for pickup selection.
- Torque-adjustable tuning machines.

**BODY:** Solid alder.

**FINGERBOARD:** Ebony, elliptic inlays, 21 frets—33<sup>7</sup>/<sub>8</sub>" scale.

**NECK:** Laminated maple and mahogany through body.

**COLORS:** Brown Stain, Natural

(Left-handed model BB2000L and fretless model BB 2000F available on order)









**BB1200S**

## BB1200S

- Built-in three-band equalizer.
- Jack switch ensures extended battery life.
- Balanced-response split pickup.
- Torque-adjustable tuning machines.

**BODY:** Solid alder.

**FINGERBOARD:** Ebony, elliptic inlays, 21 frets —  $33\frac{7}{8}$ " scale.

**NECK:** Laminated maple and mahogany through body.

**COLORS:** Deep Green, Burgundy  
(Left-handed model BB1200SL available on order)

## BB1000S

- Split front pickup and 8-pole rear pickup provide extra tonal flexibility.
- 3-position pickup selector.
- Precision bridge for perfect intonation and string alignment.
- Torque-adjustable tuning machines.

**BODY:** Solid alder.

**FINGERBOARD:** Rosewood, dot inlays, 21 frets— $33\frac{7}{8}$ " scale.

**NECK:** Laminated maple and mahogany through body.

**COLORS:** Brown Stain, Persimmon Red

## BB400

- Yamaha wide-range split pickups.
- Specially designed tuning machines, torque adjustable.
- Unique bridge with increased mass for added sustain.
- Heavy duty truss rod encased in a special aluminum channel.

**BODY:** Solid alder.

**FINGERBOARD:** Rosewood, dot inlays, 21 frets— $33\frac{7}{8}$ " scale.

**NECK:** Maple—detachable.

**COLORS:** Natural, Chestnut  
(Left-handed model BB400L available on order)





BB1000S



BB400



# SPECIFICATIONS CHART

## GUITARS

## BODY

## NECK

## FINGERBOARD

		Wood	Scale (inches)	Type*			Wood	Inlay	Bound	No. of Frets
				1	2	3				
<b>SBG3000</b>	Mahogany with Maple Top, bound with Mexican Abalone	Maple, Mahogany	24¾	X			Ebony	Mother of Pearl and Mexican Abalone	Yes	22
<b>SBG2000</b>	Mahogany with Maple Top	Maple, Mahogany	24¾	X			Ebony	Split Pearl	Yes	22
<b>SBG1000</b>	Mahogany with Maple Top	Mahogany	24¾		X		Rosewood	Split	Yes	22
<b>SBG500</b>	Agathis with Maple Top	Maple	24¾		X		Rosewood	Dot	Yes	22
<b>SSC500</b>	Solid Alder	Maple	25½		X		Rosewood	Dot	No	21
<b>SHB400</b>	Solid Alder	Maple	24¾		X		Rosewood	Dot	No	22
<b>SC600</b>	Mahogany, Ash, Maple, Alder	Maple, Mahogany	25½	X			Rosewood	Dot	No	22
<b>SC400</b>	Mahogany, Ash	Mahogany	25½		X		Rosewood	Dot	No	22
<b>SA2000</b>	Beech, Birch	Mahogany	24¾		X		Ebony	Split Pearl	Yes	22
<b>SA800</b>	Beech, Birch	Mahogany	24¾		X		Rosewood	Dot	Yes	22

## BASSES

<b>BB2000**</b>	Alder, Maple, Mahogany	Maple, Mahogany	33⅞	X			Ebony	Oval	No	21
<b>BB1200S</b>	Alder, Maple, Mahogany	Maple, Mahogany	33⅞	X			Ebony	Oval	No	21
<b>BB1000S</b>	Alder, Maple, Mahogany	Maple, Mahogany	33⅞	X			Rosewood	Dot	No	21
<b>BB400</b>	Alder	Maple	33⅞			X	Rosewood	Dot	No	21

\*\*Fretless available.

- \* 1. Integral one-piece neck
- 2. Neck set in body
- 3. Detachable neck



# PICKUPS

# FEATURES

# COLORS

Type	Coil Split or Tap	Pickguard	Adjustable Bridge	Left Hand Available	Length (inches)	Weight	
Two Special Design Humbucking	Split	Yes	Yes	Yes	39 $\frac{3}{4}$	9 lbs. 11 oz. 9 lbs. 10 oz. w/brass w/plastic	Metallic Black, Wine Red, Metallic Gold
Two High Output Humbucking	Split	Yes	Yes	Yes	39 $\frac{3}{4}$	9 lbs. 7 oz.	Black, Cherry Sunburst, Brown Sunburst, Deep Green
Two High Output Humbucking	Split	Yes	Yes	Yes	39 $\frac{3}{4}$	9 lbs. 7 oz.	Black, Cherry Sunburst
Two High Output Humbucking	No	No	Yes	Yes	39 $\frac{3}{4}$	9 lbs. 7 oz.	Burgundy, Brown Sunburst
Three Bar Magnet	Tap	No	Yes	No	38 $\frac{3}{8}$	7 lbs. 5 oz.	Natural, Burgundy, Brown Sunburst
Two High Output Humbucking	Split	No	Yes	No	37 $\frac{3}{4}$	6 lbs. 14 oz.	Natural, Chestnut
Three Single Coil	Tap	No	Yes	No	39 $\frac{3}{8}$	7 lbs. 11 oz.	Persimmon Red, Oil Stain
Three Single Coil	No	No	Yes	No	39-9/16	7 lbs.	Persimmon Red, Oil Stain
Two Covered Humbucking	No	Yes	Yes	Yes	41-13/16	9 lbs. 3 oz.	Burgundy, Brown Sunburst
Two Covered Humbucking	No	Yes	Yes	No	41-13/16	8 lbs. 2 oz.	Wine Red, Natural, Black

Split Pole (Neck) Single Coil (Bridge)	No	No	Yes	Yes	46-15/16	10 lbs. 2 oz.	Natural, Brown Stain
Split Pole	No	No	Yes	Yes	46-15/16	10 lbs.	Deep Green, Burgundy
Split Pole (Neck) Eight-Pole (Bridge)	No	No	Yes	No	46-15/16	9 lbs. 11 oz.	Persimmon Red, Brown Stain
Split Pole	No	No	Yes	Yes	46-15/16	9 lbs. 4 oz.	Natural, Chestnut

All specifications are subject to change without notice.





# YAMAHA

YAMAHA INTERNATIONAL CORPORATION, USA  
Combo Products Division, P.O. Box 6600, Buena Park, CA 90622.  
In Canada, Yamaha Canada Music Ltd., 135 Milner Ave., Scarborough, Ont. M1S 3R1.

